

Two-Dimensional Rule Language for Querying Sensor Log Data: A Framework and Use Cases

Sebastian Brandt

Siemens CT, München, Germany
sebastian-philipp.brandt@siemens.com

Elem Güzel Kalaycı

KRDB Research Centre, Faculty of Computer Science, Free University of Bozen-Bolzano, Italy
kalayci@inf.unibz.it

Benjamin Mörzinger

Technische Universität Wien, Austria
moerzinger@ift.at

Guohui Xiao

KRDB Research Centre, Faculty of Computer Science, Free University of Bozen-Bolzano, Italy
xiao@inf.unibz.it

Diego Calvanese

KRDB Research Centre, Faculty of Computer Science, Free University of Bozen-Bolzano, Italy
calvanese@inf.unibz.it

Roman Kontchakov

Department of Computer Science and Information Systems, Birkbeck, University of London, UK
roman@dcs.bbk.ac.uk

Vladislav Ryzhikov

Department of Computer Science and Information Systems, Birkbeck, University of London, UK
vlad@dcs.bbk.ac.uk

Michael Zakharyashev

Department of Computer Science and Information Systems, Birkbeck, University of London, UK
Faculty of Computer Science, National Research University Higher School of Economics, Moscow, Russia
michael@dcs.bbk.ac.uk

Abstract

Motivated by two industrial use cases that involve detecting events of interest in (asynchronous) time series from sensors in manufacturing rigs and gas turbines, we design an expressive rule language *DsID* equipped with interval aggregate functions (such as weighted average over a time interval), Allen's interval relations and various metric constructs. We demonstrate how to model events in the use cases in terms of *DsID* programs. We show that answering *DsID* queries in our use cases can be reduced to evaluating SQL queries. Our experiments with the use cases, carried out on the Apache Spark system, show that such SQL queries scale well on large real-world datasets.

2012 ACM Subject Classification Computing methodologies → Ontology engineering; Computing methodologies → Temporal reasoning; Theory of computation → Modal and temporal logics

Keywords and phrases Ontology-based data access, temporal logic, sensor log data

Digital Object Identifier 10.4230/LIPIcs.TIME.2019.7

Funding This work was supported by the EPSRC UK grant EP/S032282. The work of M. Zakharyashev was carried out while visiting the National Research University Higher School of Economics and supported by the Russian Science Foundation under the grant 17-11-01294.

1 Introduction

Our concern in this paper is spotting events a domain expert is interested in among time-stamped sensor log data stored in a database. The amount of sensor data produced in all areas of modern life is proliferating with a tremendous speed, probably even faster than the volume of social media data. In the industrial sector, in particular manufacturing, sensor data is crucial for monitoring, control, various types of analytics (descriptive, predictive and prescriptive), decision-making as well as research aiming to improve processes and products.



© Sebastian Brandt, Diego Calvanese, Elem Güzel Kalaycı, Roman Kontchakov, Benjamin Mörzinger, Vladislav Ryzhikov, Guohui Xiao, and Michael Zakharyashev;
licensed under Creative Commons License CC-BY

26th International Symposium on Temporal Representation and Reasoning (TIME 2019).

Editors: Johann Gamper, Sophie Pinchinat, and Guido Sciavicco; Article No. 7; pp. 7:1–7:15



Leibniz International Proceedings in Informatics

Schloss Dagstuhl – Leibniz-Zentrum für Informatik, Dagstuhl Publishing, Germany

Sensor data is key to the “fourth industrial revolution” in global manufacturing [30, 22], which is witnessed by the German Industrie 4.0 programme and the smart manufacturing initiatives in the United States.

The scenario we are interested in is querying historical (rather than streaming) sensor data stored in a database with the aim of detecting temporal events that can help to explain, predict and improve the behaviour of the system in question. A typical example (cf. [17, 29, 18, 6]) is querying data from gas turbine sensors measuring the active power, rotor speed, blade temperature, etc. and stored at Siemens remote diagnostic centres, where service engineers are looking for events such as

active power trip, which happens when the active power was above 1.5MW for a period of at least 10 seconds, maximum 3 seconds after which there was a period of at least one minute where the active power was below 0.15MW; to avoid short-term fluctuations, the value of active power should be smoothed out by taking the simple moving average of the raw power measurements over the last 5 seconds.

However, accessing data generated by sensors and finding the events of interest is hard because the engineers and researchers with domain expertise necessary to interpret the data usually lack the knowledge required to independently interact with databases and formalise temporal queries such as the one in the example above. Following the current workflow at Siemens, the engineer usually asks an IT specialist to produce a custom-made script (in a proprietary signal processing language) such as

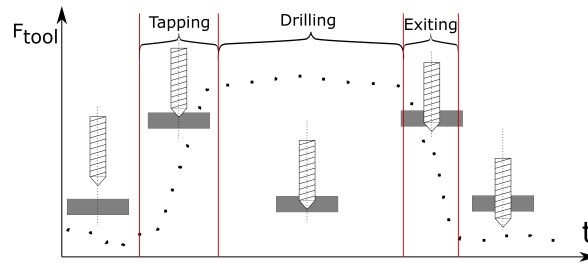
```
message("active power trip") =
  $t1: eval(>, simpleMovingAverage(#activePower, 5s), 1.5):
    for(>= 10s)
  &&
    eval(<, simpleMovingAverage(#activePower, 5s), 0.15):
      start(after [0s, 3s] $t1:end):
        for(>= 1m);
```

and run it over the sensor data.

A fundamentally different approach is offered by ontology-based data access and management [26, 23, 32] (OBDA, for short), a semantic technology that has been developed over the past decade with the aim of facilitating access to various types of data. The role of ontologies in OBDA is threefold: to integrate distributed and heterogeneous data sources, to enrich incomplete data with background knowledge, and to provide a user-friendly and familiar vocabulary for querying. Unfortunately, however, the existing standard ontology languages are not able to represent temporal events, let alone those that depend on aggregated numerical data. Extending the OBDA paradigm to temporal data has recently become an active research area in semantic technologies [25, 16, 10, 3, 5, 19, 2, 9, 15]. For example, the active power trip event (without smoothing the active power measurements) was captured in the language *datalogMTL*, a combination of metric temporal logic *MTL* with *datalog* [6]; see formula (2) in Section 3. *MTL* for signal monitoring was also used in [24].

One of the aims of this paper is to design an ontology language that could capture interval aggregate functions such as simple moving average together with various metric constructs. Although aggregates in the context of OBDA have been considered [8, 19, 21], they were allowed only in queries, and so again an IT middleman may be needed to assist the user. In description logics, aggregation features were introduced over concrete domains, but reasoning with them is often undecidable [4]. A first-order aggregate logic was investigated in [13]. For *datalog* with monotonic aggregates, see [28] and references therein.

The second real-world use case motivating our language concerns the experimental investigation of drilling processes [14]. In manufacturing research, large numbers of experimental drilling processes, such as the one in Fig. 1, are executed using a wide range of different tools



■ **Figure 1** A simplified course of force measurements for a drilling process.

and process parameters. Sensors are used to surveil these processes and generate data, which is then analysed in order to identify, e.g., ways to reduce tool wear, maximise productivity and ensure product quality. To achieve these goals, researchers define intervals of interest (say, processes leading to quality anomalies or those that were interrupted by tool breaks) within such readings and use them to select data for further analysis.

An essential difference from the turbine use case is that, in contrast to the active power trip event described as a sequence of timestamp-value pairs satisfying explicit numerical bounds on their values, now we are looking for certain sequences of *shapes* such as an interval when the force is increasing (tapping), followed by an interval when the force is stable (drilling) and then by an interval when the force is decreasing (exiting). The duration of each of these intervals and the force values may vary widely due to different combinations of workpiece materials, tools, process parameters and tool wear.

To tackle this problem, we further extend our language with the Allen interval relations [1] such as *after* (A), *begins* (B), etc., using which we can capture the normal drilling event with the following rule:

$$\begin{aligned} \text{NormalDrilling}(\mathbf{x}) \leftarrow & \text{Tapping}(\mathbf{x}_1), \text{Drilling}(\mathbf{x}_2), \text{Exiting}(\mathbf{x}_3), \\ & \mathbf{x}_1 \text{ A } \mathbf{x}_2, \quad \mathbf{x}_2 \text{ A } \mathbf{x}_3, \quad \mathbf{x} \text{ is } (\mathbf{x}_1 \uplus \mathbf{x}_3 \uplus \mathbf{x}_3), \end{aligned}$$

where \mathbf{x} and the \mathbf{x}_i are intervals over the real numbers, \uplus returns the union of intervals in case it is also connected, that is, an interval, and the predicates $\text{Tapping}(\mathbf{x}_1)$, $\text{Drilling}(\mathbf{x}_2)$ and $\text{Exiting}(\mathbf{x}_3)$ involve complex interval aggregation to smooth out the fluctuating measurements of force and ensure that it is increasing, stable and decreasing, respectively. An OBDA ontology language, combining datalog with a fragment of the Halpern-Shoham logic *HS* [12], which uses modal operators interpreted by Allen’s relations, was introduced in [20, 7].

In this paper, motivated by the sufficiently representative use cases outlined above, we propose a framework of rule-based languages for ontology-mediated queries over sensor log data stored in a database. The framework, provisionally called *DsID* (*datalog for sensor log data*), contains unary predicates for representing events over temporal intervals and binary predicates for capturing numerical sensor measurements over temporal intervals and also the results of aggregation. Thus, *DsID* is essentially two-dimensional, with a temporal dimension comprising intervals over the real numbers \mathbb{R} and a (measurement) value dimension \mathbb{R} . *DsID* also contains built-in predicates for expressing quantitative constraints on intervals and values, and the Allen interval relations for representing qualitative constraints. Finally, *DsID* allows one to define built-in interval aggregation operators that, given a (functional) relation, say, representing measurements, returns their moving or weighted average, compute its coalescing (maximal intervals with the same value), etc. Our goal in this paper is to check experimentally, using the two real-world scenarios and data, whether ontology-mediated queries formulated in *DsID* can be evaluated efficiently by standard database engines.

The structure of the paper is as follows. In Section 2, we define the syntax and procedural semantics of *DsID*. In Sections 3 and 4, we write *DsID* programs for the turbine and drilling use cases. In Section 5, we show how to reduce answering queries mediated by *DsID* programs from our use cases to evaluation of SQL queries. In Section 6, we report on testing such SQL translations in our use cases. Finally, we conclude and describe future work in Section 7.

2 Syntax and Semantics of *DsID*

We begin by defining the syntax of the ontology language *DsID*, *datalog for sensor log data*, which is designed to represent data and knowledge about events in sensor-based systems. As the main temporal entity we take the notion of *interval* over the set $(\mathbb{R}, <)$ of real numbers. More precisely, an *interval*, ι , is any nonempty subset of \mathbb{R} of the form $\langle t_1, t_2 \rangle$, where $t_1, t_2 \in \mathbb{R} \cup \{-\infty, \infty\}$, “ \langle ” is “(” or “[” and “ \rangle ” is “)” or “]”. Note that we admit *punctual* intervals of the form $[t, t]$. We denote by $\text{int}_{\mathbb{R}}$ the set of all intervals over \mathbb{R} and by $|\iota|$ the *length* of a bounded interval ι . Sensor measurements are deemed to be real numbers. We write $R(\iota, v)$ to say that $v \in \mathbb{R}$ is the *value* measured by sensor R over the interval $\iota \in \text{int}_{\mathbb{R}}$, and we write $A(\iota)$ to say that event A occurs in the interval ι . Thus, *DsID* has unary and binary predicate symbols only. Let A_1, A_2, \dots be a list of unary predicate symbols and R_1, R_2, \dots a list of binary predicate symbols in *DsID*; we refer to them as *signature predicates*.

Interval and Value Terms. We distinguish between two sorts of variables and terms. The variables x, y, \dots of sort *interval* range over $\text{int}_{\mathbb{R}}$, while the variables x, y, \dots of sort *value* range over \mathbb{R} . *Constants* of sort interval are concrete intervals with rational end-points (from $\mathbb{Q} \cup \{-\infty, \infty\}$). The language contains various (partial) *functions* of sort interval, which include the intersection $\text{\textcircled{A}}$ and union $\text{\textcircled{U}}$ of intervals defined by taking

$$\iota \text{\textcircled{A}} \iota' = \begin{cases} \iota \cap \iota', & \text{if } \iota \cap \iota' \neq \emptyset, \\ \text{undefined}, & \text{otherwise;} \end{cases} \quad \iota \text{\textcircled{U}} \iota' = \begin{cases} \iota \cup \iota', & \text{if } \iota \cap \iota' \neq \emptyset, \\ \text{undefined}, & \text{otherwise.} \end{cases}$$

The language also includes the length function $|\cdot|$, which is undefined for unbounded intervals; the functions $lshift_r$ and $rshift_r$, for $r \in \mathbb{Q}$, that shift the left and, respectively, right end of a given interval by r : for example, $lshift_{-1}$ maps every interval $\iota = \langle b, e \rangle$ to $lshift_{-1}(\iota) = \langle b - 1, e \rangle$; the functions $left_r$ and $right_r$ that extend the left and, respectively, right end of $\iota = \langle b, e \rangle$ to an interval $\langle b, b + r \rangle$ and, respectively, $\langle e - r, e \rangle$; and possibly other useful operations on intervals. *Terms* of sort interval are built from variables and constants of sort interval using these functions. Likewise, *constants* of sort value are rational numbers; *functions* of sort value include standard $x + y$, $x - y$, $x \times y$, $|x|$, etc.; *terms* of sort value are built from variables and constants of sort value using functions of sort value.

Built-in Predicates. Apart from the signature predicates, the language of *DsID* contains a wide range of *built-in predicates*. To begin with, we have the standard $=$, \neq , $<$, \leq , etc. over \mathbb{R} . Next, *DsID* features binary predicates for the Allen interval relations [1] over $\text{int}_{\mathbb{R}}$: *after* (A), *begins* (B), *ends* (E), *during* (D), *later* (L), *overlaps* (O) and their inverses \bar{A} , \bar{B} , etc. Finally, *DsID* has unary *discretisation predicates* $D_{s,b}^{\langle \rangle}$, for $s, b \in \mathbb{Q}$, which are particularly useful with aggregation: the interpretation of $D_{s,b}^{\langle \rangle}$ comprises all intervals of the form $\langle s + ib, s + (i + 1)b \rangle$, for $i \in \mathbb{Z}$; see examples in Section 4.

Aggregation Functionals. An *aggregation functional* is a function over binary relations R on $\text{int}_{\mathbb{R}} \times \mathbb{R}$. We illustrate the notion on a number of examples, where the restriction of a relation R to interval $\iota \in \text{int}_{\mathbb{R}}$ will be denoted by $R_{\iota} = \{(\iota', v') \in R \mid \iota' \cap \iota \neq \emptyset\}$. Now, consider

$$\text{max}(R) = \left\{ \left(\iota, \max_{(\iota', v') \in R_{\iota}} v' \right) \mid \iota \in \text{int}_{\mathbb{R}} \text{ and } \iota \subseteq \text{dom } R \right\},$$

where $\text{dom } R = \bigcup_{(\iota, v) \in R} \iota$ is the *domain* of R . This aggregation functional returns a relation with the maximum value of R on any subinterval of its domain. Another typical example is the *simple moving average*:

$$\text{sma}(R) = \left\{ \left(\iota, \frac{1}{|R_{\iota}|} \sum_{(\iota', v') \in R_{\iota}} v' \right) \mid \iota \in \text{int}_{\mathbb{R}}, \iota \subseteq \text{dom } R \text{ and } R_{\iota} \text{ is finite} \right\}.$$

To define other aggregation functionals, we require the following definition: we say that R is a *functional relation* if $v_1 = v_2$, for any $(\iota_1, v_1), (\iota_2, v_2) \in R$ with $\iota_1 \cap \iota_2 \neq \emptyset$. In this case, R gives rise to the function $f_R: \text{dom } R \rightarrow \mathbb{R}$ defined by taking

$$f_R(t) = v, \text{ for all } t \in \iota \text{ with } (\iota, v) \in R.$$

The *weighted average* is defined on functional relations R as

$$\text{wavg}(R) = \left\{ \left(\iota, \frac{1}{|\iota|} \int_{\iota} f_R(x) dx \right) \mid \iota \in \text{int}_{\mathbb{R}} \text{ is bounded and } \iota \subseteq \text{dom } R \right\},$$

and $\text{wavg}(R) = \emptyset$ for non-functional relations R . Note that, since $\text{wavg}(R)$ is defined on all subintervals of $\text{dom } R$, it is *not* a functional relation in general.

Another important aggregation functional is *coalescing*, which is defined on functional relations R by taking

$$\begin{aligned} \text{coalesce}(R) = \left\{ (\iota, v) \mid \iota \in \text{int}_{\mathbb{R}} \text{ is maximal with } \iota \subseteq \text{dom } R \right. \\ \left. \text{and } f_R(x) = v, \text{ for all } x \in \iota \right\}, \end{aligned}$$

and $\text{coalesce}(R) = \emptyset$ for non-functional R . Note that $\text{coalesce}(R)$ is a functional relation and $f_R = f_{\text{coalesce}(R)}$. For unary predicates A over $\text{int}_{\mathbb{R}}$, we define coalescing by taking $\text{coalesce}(A) = \{ \iota \mid (\iota, 0) \in \text{coalesce}(A \times \{0\}) \}$.

DslID Programs and Data Instances. There are four types of atoms in *DslID*. By a *pure atom* we mean a formula of the form $A(\mathbf{x})$ and $R(\mathbf{x}, y)$, for signature predicates A and R , interval variable \mathbf{x} and value variable y . A *built-in atom* is any well-formed atomic formula with a built-in predicate and appropriately typed interval and value terms. A *binding atom* is an expression $\mathbf{x} \text{ is } \mathbf{t}$ or $x \text{ is } t$, where \mathbf{x} is a variable and \mathbf{t} a term of sort interval, and x a variable and t a term of sort value. *Aggregate atoms* are defined recursively as

$$\text{agg}\{(\mathbf{x}, y) \mid \alpha_1, \dots, \alpha_k\}, \quad \text{coalesce}\{\mathbf{x} \mid \alpha_1, \dots, \alpha_k\},$$

where agg is an aggregation functional and the α_i are (pure, built-in, binding or aggregate) atoms.

A *rule* in *DslID* is an expression of the form

$$\alpha \leftarrow \beta_1, \dots, \beta_n, \tag{1}$$

where α is a *pure atom* and the β_i are atoms. As usual in datalog, we call α the *head* of the rule and β_1, \dots, β_n its *body*. A *DslID* program, Π , is a finite set of rules. *Data atoms* take the form $A(\varrho)$ and $R(\varrho, c)$, where ϱ is a constant of type interval and c a constant of type value. A *data instance*, \mathcal{D} , is a finite set of data atoms.

Note that we do not impose the standard Datalog safety conditions, so rules such as $A(\mathbf{x}) \leftarrow B(\mathbf{y})$ are allowed. This leads to the problem that all the intervals with ends from the data instance \mathcal{D} will be returned as a result of the query $A(\mathbf{x})$ over \mathcal{D} , if any assertion $B(\iota)$ is in \mathcal{D} , according to the semantics below. However, all the rules in our use cases described below are safe in the sense the problem above does not occur.

Semantics of *DslID* Programs. We next define the procedural semantics of *DslID* programs. By an *assignment*, \mathfrak{s} , we understand a map from interval variables \mathbf{x} to $\text{int}_{\mathbb{R}}$ and from value variables x to \mathbb{R} . The definition of \mathfrak{s} is inductively extended to terms in a standard way: for instance, $\mathfrak{s}(c) = c$, for any constant c . Note, however, that the extended \mathfrak{s} is in general a partial function: for example, $\mathfrak{s}([0, 1] \uplus [2, 3])$ is undefined.

Let Π be a *DslID* program and \mathcal{D} a data instance. We first set

$$A_i^0 = \{ \iota \in \text{int}_{\mathbb{R}} \mid A_i(\iota) \in \mathcal{D} \}, \quad R_i^0 = \{ (\iota, v) \in \text{int}_{\mathbb{R}} \times \mathbb{R} \mid R_i(\iota, v) \in \mathcal{D} \}, \quad i \geq 1,$$

and $\mathcal{I}^0 = (A_1^0, \dots, R_1^0, \dots)$. Suppose next inductively that $\mathcal{I}^\xi = (A_1^\xi, \dots, R_1^\xi, \dots)$, for an ordinal ξ , and \mathfrak{s} is a substitution. We define a truth-relation $\mathcal{I}^\xi, \mathfrak{s} \models \alpha$ as follow:

- $\mathcal{I}^\xi, \mathfrak{s} \models A_i(\mathbf{x})$ iff $\mathfrak{s}(\mathbf{x}) \in A_i^\xi$;
- $\mathcal{I}^\xi, \mathfrak{s} \models R_i(\mathbf{x}, y)$ iff $(\mathfrak{s}(\mathbf{x}), \mathfrak{s}(y)) \in R_i^\xi$;
- $\mathcal{I}^\xi, \mathfrak{s} \models (\mathbf{t} \neq \mathbf{t}')$ if $\mathfrak{s}(\mathbf{t})$ and $\mathfrak{s}(\mathbf{t}')$ are both defined with $\mathfrak{s}(\mathbf{t}) \neq \mathfrak{s}(\mathbf{t}')$, and similarly for other types of built-in atom;
- $\mathcal{I}^\xi, \mathfrak{s} \models \mathbf{x} \text{ is } \mathbf{t}$ if $\mathfrak{s}(\mathbf{x})$ and $\mathfrak{s}(\mathbf{t})$ are both defined with $\mathfrak{s}(\mathbf{x}) = \mathfrak{s}(\mathbf{t})$, and similarly for $x \text{ is } t$;
- $\mathcal{I}^\xi, \mathfrak{s} \models D_{s,b}^\zeta(\mathbf{t})$ iff $\mathfrak{s}(\mathbf{t}) = \langle s + ib, s + (i + 1)b \rangle$, for some $i \in \mathbb{Z}$;
- $\mathcal{I}^\xi, \mathfrak{s} \models \text{agg}\{\langle \mathbf{x}, y \rangle \mid \alpha_1, \dots, \alpha_k\}$ iff $(\mathfrak{s}(\mathbf{x}), \mathfrak{s}(y)) \in \text{agg}(R)$, where

$$R = \{ (\mathfrak{s}'(\mathbf{x}), \mathfrak{s}'(y)) \mid \text{there is } \mathfrak{s}' \text{ such that } \mathcal{I}^\xi, \mathfrak{s}' \models \alpha_j \text{ for all } j, 1 \leq j \leq k \};$$

- $\mathcal{I}^\xi, \mathfrak{s} \models \text{coalesce}\{\langle \mathbf{x} \mid \alpha_1, \dots, \alpha_k \rangle\}$ iff $\mathfrak{s}(\mathbf{x}) \in \text{coalesce}(A)$, where

$$A = \{ \mathfrak{s}'(\mathbf{x}) \mid \text{there is } \mathfrak{s}' \text{ such that } \mathcal{I}^\xi, \mathfrak{s}' \models \alpha_j \text{ for all } j, 1 \leq j \leq k \}.$$

Given \mathcal{I}^ξ , we define $\mathcal{I}^{\xi+1} = (A_1^{\xi+1}, \dots, R_1^{\xi+1}, \dots)$ as follows. For each A_i , we set $A_i^{\xi+1}$ to be A_i^ξ together with all $\mathfrak{s}(\mathbf{x})$ such that Π contains $A_i(\mathbf{x}) \leftarrow \beta_1, \dots, \beta_n$ and $\mathcal{I}^\xi, \mathfrak{s} \models \beta_j$ for all j , $1 \leq j \leq n$; and analogously for $R_i^{\xi+1}$. For a limit ordinal ζ , we set $\mathcal{I}^\zeta = (A_1^\zeta, \dots, R_1^\zeta, \dots)$, where $A_i^\zeta = \bigcup_{\xi < \zeta} A_i^\xi$ and $R_i^\zeta = \bigcup_{\xi < \zeta} R_i^\xi$. The construction is terminated when $\mathcal{I}^\xi = \mathcal{I}^{\xi+1}$, which should happen for some ξ not exceeding the smallest ordinal, 2^{\aleph_0} , whose cardinality is greater than 2^{\aleph_0} .

► **Example 1.** Consider the data instance $\mathcal{D} = \{A([0, 1])\}$ and a *DslID* program Π with the following rules:

$$\begin{aligned} A(\mathbf{x}) &\leftarrow A(\mathbf{y}), \quad \mathbf{x} \text{ is } rshift_1(\mathbf{y}), \\ B(\mathbf{x}) &\leftarrow \text{coalesce}\{\langle \mathbf{x} \mid A(\mathbf{x}) \rangle\}, \\ B(\mathbf{x}) &\leftarrow B(\mathbf{y}), \quad \mathbf{x} \text{ is } lshift_{-1}(\mathbf{y}). \end{aligned}$$

In this case, \mathcal{I}^ω comprises $A([0, n])$, for $0 < n$, $B([m, n])$, for $m < 0 < n$, and $B([0, \infty))$; $\mathcal{I}^{\omega-2}$ also contains $B([m, \infty))$, for $m < 0$, and $\mathcal{I}^{\omega-2} = \mathcal{I}^{\omega-2+1}$.

Ontology-Mediated Queries. By a *conjunctive query* (CQ) we mean a first-order formula $q(\mathbf{x}_1, \dots, \mathbf{x}_n) = \exists \mathbf{y}_1, \dots, \mathbf{y}_k, y_1, \dots, y_k \Phi$, where Φ is a conjunction of pure atoms with signature predicates whose variables are among the $\mathbf{x}_i, \mathbf{y}_i, y_i$. Using the tuple $\bar{\mathbf{x}} = (\mathbf{x}_1, \dots, \mathbf{x}_n)$, we denote this CQ by $q(\bar{\mathbf{x}})$ and call $(\Pi, q(\bar{\mathbf{x}}))$ an *ontology-mediated query* (OMQ). A *certain answer* to the OMQ $(\Pi, q(\bar{\mathbf{x}}))$ over the data instance \mathcal{D} is any tuple $\bar{\mathbf{a}} = (\iota_1, \dots, \iota_n)$ such that the ends of the intervals ι_i occur in \mathcal{D} and $\mathcal{I}^{2^{N_0^+}}, \mathbf{s} \models q(\bar{\mathbf{x}})$, where \mathbf{s} maps the variables in $\bar{\mathbf{x}}$ to the respective constants in $\bar{\mathbf{a}}$.

We leave the investigation of semantical and computational properties of answering *DsID* OMQs to future work, focusing below on representing and querying events in our use cases, where *DsID* programs do not involve recursion.

3 The Gas Turbine Use Case

We illustrate the expressive power of *DsID* and its semantics by representing and querying the active power trip event formulated in Section 1. We assume that the turbine sensors measure various parameters such as the active power, blade temperature, etc. asynchronously, and that the measurement data is stored in a database as relations $ActivePower([t, t'], v)$ stating that the measured value of the active power over the interval $[t, t']$ was v .

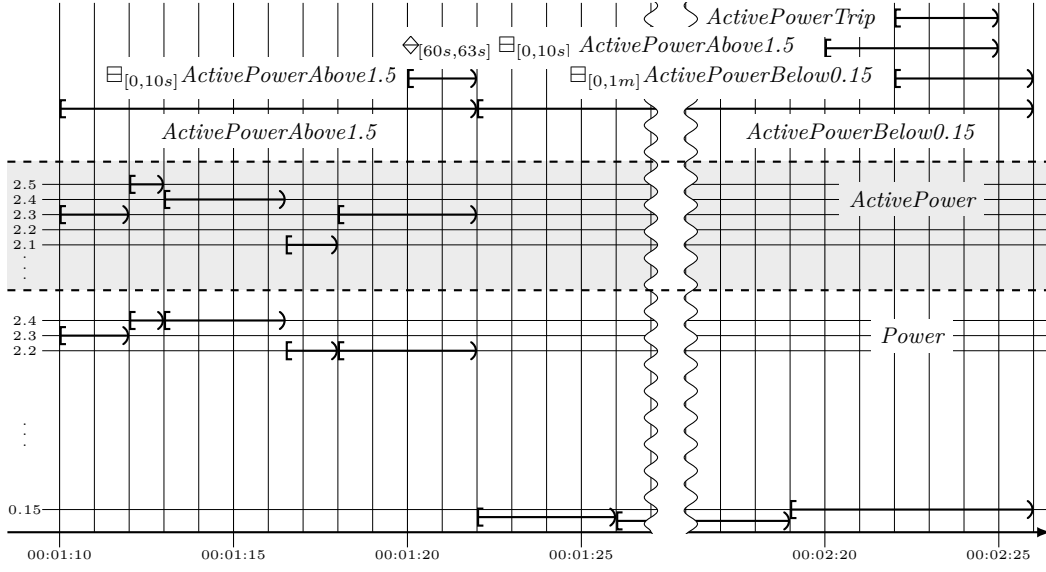
The active power trip event was considered in [6], where the raw measurement data was first aggregated to avoid short-term fluctuations and then pre-processed by defining temporal concepts (unary predicates) “active power below 0.15MW” and “active power above 1.5MW” by means of fairly complex SQL views. After that, the active power trip was captured by means of the following *MTL* rule, where, for example, $\Box_{[b,e]}\varphi$ (or $\Diamond_{[b,e]}\varphi$) is true at moment t if and only if φ is true at every (respectively, some) moment in the interval $[t - b, t - e]$:

$$ActivePowerTrip \leftarrow \Box_{[0,1m]} ActivePowerBelow0.15 \wedge \Diamond_{[60s,63s]} \Box_{[0,10s]} ActivePowerAbove1.5. \quad (2)$$

Unlike the one-dimensional metric temporal logic *MTL*, the language *DsID* is two-dimensional and allows us to aggregate the raw data by taking, as required, the simple moving average of the raw power measurements over the last 5 seconds and define the active power trip in a *DsID* program Π_{apt} using the following two rules:

$$\begin{aligned} ActivePowerTrip(\mathbf{w}) \leftarrow & \\ & \mathbf{z} \text{ is } lshift_{1m}(\mathbf{x}), |\mathbf{x}| \geq 1m, coalesce\{\mathbf{x} \mid y < 0.15, Power(\mathbf{x}, y)\}, \\ & coalesce\{\mathbf{y} \mid \mathbf{y} \text{ is } lshift_{60s}(rshift_{63s}(\mathbf{u})), \\ & \mathbf{u} \text{ is } lshift_{10s}(\mathbf{x}), |\mathbf{x}| \geq 10s, coalesce\{\mathbf{x} \mid y > 1.5, Power(\mathbf{x}, y)\}\}, \\ & \mathbf{w} \text{ is } z \text{ \textcircled{+} } \mathbf{y}, \\ Power(\mathbf{x}, v) \leftarrow & ActivePower(\mathbf{x}, v'), \mathbf{y} \text{ is } rext_{5s}(\mathbf{x}), sma\{(\mathbf{y}, v) \mid ActivePower(\mathbf{y}, v)\}. \quad (3) \end{aligned}$$

Note that, for example, the two \mathbf{x} in the *coalesce* atoms in the first rule are in fact independent because the second is within the scope of another *coalesce* and does not belong to its head. Thus, the second rule says that the value of *Power* in an interval \mathbf{x} , for which the data contains a value of *ActivePower*, is defined as the simple moving average of *ActivePower* over the 5s window spanning to the past from the right end of \mathbf{x} . For example, consider a data instance with the measurements



■ **Figure 2** A data instance and the interpretation of Π_{apt} with the respective subformulas of (2).

$ActivePower([00:01:10, 00:01:12], 2.3), ActivePower([00:01:12, 00:01:13], 2.5), \dots$

shown in the middle part of Fig. 2. In this case, the interpretation $\mathcal{I}^{2^{N_0+}}$ will contain

$Power([00:01:10, 00:01:12], 2.3), Power([00:01:12, 00:01:13], 2.4), \dots$

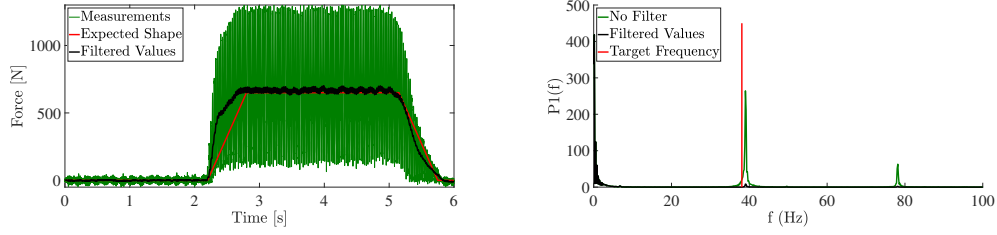
In the first rule of Π_{apt} , variable \mathbf{u} representing $\Box_{[0,10s]} ActivePowerAbove1.5$ will be instantiated by $[00:01:20, 00:01:22]$; variable \mathbf{y} corresponding to $\Diamond_{[60s,63s]} \Box_{[0,10s]} ActivePowerAbove1.5$ will be instantiated by $[00:02:20, 00:02:25]$, while \mathbf{z} for $\Box_{[0,1m]} ActivePowerBelow0.15$ by $[00:02:22, 00:02:26]$. As a result, the atom $ActivePowerTrip(\mathbf{w})$ will be true in the interval $\mathbf{w} = [00:02:22, 00:02:25]$, exactly where $ActivePowerTrip$ defined by (2) is true.

4 The Drilling Rigs Use Case

Next, we consider several types of drilling process and model them in *DsID*.

Drilling Process. We begin with the process shown in Fig. 1, which can be defined as a sequence of three sub-processes following each other. First, the drill makes contact with the workpiece, and the borehole is created (tapping). In this phase, the diameter increases, which results in increasing process forces. Then, the diameter, and therefore the process forces stay almost constant (drilling), until the drill breaks through on the other side of the plate, which results in a decrease of process forces (exiting).

Figure 3 shows sensor data from force measurements sampled at 2kHz. This signal, however, does not resemble the anticipated shape, which is based on the expectations of domain experts. These expectations are concerned with a particular low-frequency phenomenon. Higher frequency signals within the sampled data are therefore considered



■ **Figure 3** Filtered data compared with expected shapes for time constants determined based on analytical estimation (left) and respective spectrum before and after aggregation (right).

noise and need to be filtered accordingly. A simple version of such a filter is moving average [27]. The parameters of this filter can be determined based on domain knowledge, which is also illustrated in Fig. 3. The drilling process is captured by the following rules:

$$\begin{aligned} \text{AvgForce}(\mathbf{x}, y) &\leftarrow \text{wavg}\{(\mathbf{x}, y) \mid \text{Force}(\mathbf{x}, y)\}, \\ \text{DAvgForce}(\mathbf{x}, y) &\leftarrow \text{wavg}\{(\mathbf{x}, y) \mid \text{Force}(\mathbf{x}, y)\}, D_{0,13s}^{(.)}, \end{aligned} \quad (4)$$

$$\text{ForceDelta}(\mathbf{x}, z) \leftarrow \text{DAvgForce}(\mathbf{x}, y), \text{DAvgForce}(\mathbf{x}', y'), \mathbf{x} \mathbf{A} \mathbf{x}', z \text{ is } (y - y'), \quad (5)$$

$$\text{IncForce}(\mathbf{x}) \leftarrow \text{coalesce}\{\mathbf{x} \mid \text{ForceDelta}(\mathbf{x}, d), d > 0.1\},$$

$$\text{ConstForce}(\mathbf{x}) \leftarrow \text{coalesce}\{\mathbf{x} \mid \text{ForceDelta}(\mathbf{x}, d), |d| \leq 0.1\},$$

$$\text{DecForce}(\mathbf{x}) \leftarrow \text{coalesce}\{\mathbf{x} \mid \text{ForceDelta}(\mathbf{x}, d), d < -0.1\},$$

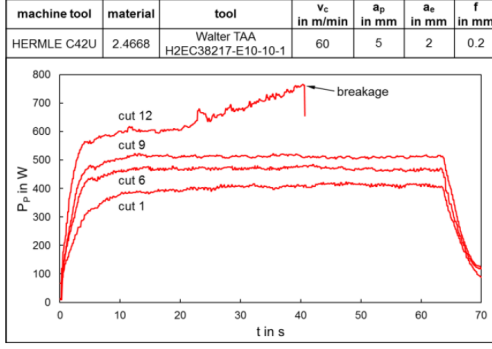
$$\begin{aligned} \text{SimpleDrilling}(\mathbf{x}) &\leftarrow \text{IncForce}(\mathbf{x}_1), \max\{(\mathbf{x}_1, y_1) \mid \text{AvgForce}(\mathbf{x}_1, y_1)\}, \mathbf{x}_1 \mathbf{A} \mathbf{x}_2, \\ &\quad \text{ConstForce}(\mathbf{x}_2), \max\{(\mathbf{x}_2, y_2) \mid \text{AvgForce}(\mathbf{x}_2, y_2)\}, \mathbf{x}_2 \mathbf{A} \mathbf{x}_3, \\ &\quad \text{DecForce}(\mathbf{x}_3), \max\{(\mathbf{x}_3, y_3) \mid \text{AvgForce}(\mathbf{x}_3, y_3)\}, \\ &\quad |y_1 - y_2| < y_2 \times 0.05, |y_2 - y_3| < y_3 \times 0.05, \\ &\quad \mathbf{x} \text{ is } (\mathbf{x}_1 \uplus \mathbf{x}_2 \uplus \mathbf{x}_3). \end{aligned} \quad (6)$$

Smooth Drilling. Drilling processes can be further classified based on other characteristics of the force measurements. Throughout such a drilling process, however, anomalies can occur, the simplest of which is the presence of significant peaks that might come, for example, from material inhomogeneities. In this sense, a *smooth drilling process* can be identified by comparing the maximum and minimum values within the simple drilling event:

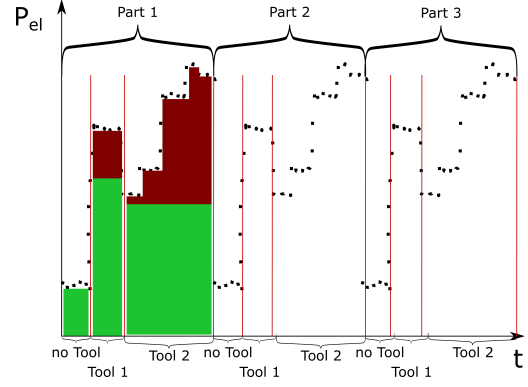
$$\text{Drilling}(\mathbf{x}) \leftarrow \text{ConstForce}(\mathbf{x}),$$

$$\begin{aligned} \text{SmoothDrilling}(\mathbf{x}) &\leftarrow \text{SimpleDrilling}(\mathbf{x}), \text{Drilling}(\mathbf{x}_1), \mathbf{x}_1 \subseteq \mathbf{x}, \text{AvgForce}(\mathbf{x}_1, y), \\ &\quad \max\{(\mathbf{x}_1, y_1) \mid \text{AvgForce}(\mathbf{x}_1, y_1)\}, y_1 - y \leq 0.1 \times y, \\ &\quad \min\{(\mathbf{x}_1, y_2) \mid \text{AvgForce}(\mathbf{x}_1, y_2)\}, y - y_2 \leq 0.1 \times y. \end{aligned}$$

Unstable Drilling. The *unstable drilling process* event can be classified based on the standard deviation of the force readings. Even though they might look similar based on their average process forces in each phase, unstable processes will have significantly higher standard deviation compared to the stable ones. Again, the threshold that would be used here has to be determined based on domain knowledge:



■ **Figure 4** Electrical power readings for a sequence of similar cuts until a tool break occurred [11].



■ **Figure 5** Total electrical power input (P_{el}) for a production machine while manufacturing three similar parts.

$$\begin{aligned} \text{SmoothDrilling}(\mathbf{x}) \leftarrow \text{SimpleDrilling}(\mathbf{x}), \text{Drilling}(\mathbf{x}_1), \mathbf{x}_1 \subseteq \mathbf{x}, \text{AvgForce}(\mathbf{x}_1, y), \\ \text{sdev}\{(\mathbf{x}_1, y_1) \mid \text{Force}(\mathbf{x}_1, y_1)\}, |y_1 - y| \leq 0.1 \times y, \end{aligned}$$

where sdev is an aggregation functional computing the standard deviation.

Tool Break. Tool breaks happen regularly in industrial production processes. Example power readings for such an event are depicted in Fig. 4. In this example, power is directly related to apparent process forces. As a consequence, force readings would differ from the displayed power readings only by a constant conversion factor. To identify tool breaks, we simply find any patterns that match the concept *simple drilling* but are shorter than the expected duration:

$$\text{ToolBreak}(\mathbf{x}) \leftarrow \text{SimpleDrilling}(\mathbf{x}), \text{ExpectedDrillingTime}(\mathbf{x}, y), |\mathbf{x}| \leq y,$$

where $\text{ExpectedDrillingTime}(\mathbf{x}, y)$ specifies the expected time of drilling for given drill model, material thickness, etc. and is defined by means of mappings.

Energy Per Tool. Closely related to tool wear is the remaining tool lifetime. One way to determine this measure from sensor data is the amount of accumulated electrical energy that was used to drive a given tool. To illustrate, consider Fig. 5 showing power measurements for a production machine. Within the observed window, three similar parts (having the same geometric features) are manufactured using two different tools. To calculate the energy per tool, the power measurements need to be integrated over the intervals in which the respective tool was active. Before doing so, however, it is necessary to deduct the base load of the machine. The base load is defined as the machine's (electrical) power demand without material removal, which can be due to auxiliary systems or power loss in bearings. We use the following *DslD* rules:

$$\begin{aligned} \text{Pbase}(\mathbf{x}, v) \leftarrow \text{SimpleDrilling}(\mathbf{y}), \mathbf{x} \text{ is } \text{lex}_{-10s}(\mathbf{y}), \text{wavg}\{(\mathbf{x}, v) \mid \text{Power}(\mathbf{x}, v)\}, \\ \text{Ptool}(\mathbf{x}, u) \leftarrow \text{wavg}\{(\mathbf{x}, v) \mid \text{Power}(\mathbf{x}, v)\}, \text{Pbase}(\mathbf{x}', v'), \mathbf{x} \subseteq \mathbf{x}', u \text{ is } v - v', \\ \text{Etool}(\mathbf{x}, v) \leftarrow \text{int}\{(\mathbf{x}, v) \mid \text{Ptool}(\mathbf{x}, v)\}, \text{SimpleDrilling}(\mathbf{x}), \end{aligned}$$

where, for a functional relation R , aggregation functional $\text{int}(R)$ is defined as

$$\text{int}(R) = \left\{ \left(\iota, \int_{\iota} f_R(x) dx \right) \mid \iota \in \text{int}_{\mathbb{R}} \text{ is bounded and } \iota \subseteq \text{dom } R \right\}.$$

5 Evaluating *DsID* by SQL

In this section, we show that answering *DsID* OMQs in our use cases can be reduced to evaluation of SQL queries. First of all, we observe that our *DsID* programs are non-recursive. Our query answering algorithm for *DsID* is an extension of the classical algorithm for evaluating non-recursive datalog programs; see, e.g., [31]. In a nutshell, the algorithm introduces views for all head predicates, and computes these views in a bottom-up fashion following the dependency relation. For each unary predicate A , we create a view A with columns `begin` and `end`; for each binary predicate R , we create a view R with columns `begin`, `end` and `value`. When translating non-recursive *DsID* to SQL, the Allen relations and metric constructs can be implemented in a straightforward way. It is much more challenging to deal with aggregation atoms.

We illustrate our translation with examples. To start, we show how to deal with the simple drilling use case. First, we compute the predicate *DAvgForce* in rule (4), which depends on the view `Force(begin, end, value)`. We need to deal with the discretisation predicate $D_{0,13s}^{(.)}$, which “splits” the rows of the `Force` view into windows of 13s. For convenience, we assume that we have an auxiliary table `nums(id)` storing enough numbers 0, 1, The following view `D_force` discretises `Force`. In the resulting view, each row contains a split interval `[begin, end)`, which is contained in the window `[w_begin, w_end)`:

```
CREATE VIEW D_force AS (
  SELECT GREATEST(begin, nums.id * 13) AS begin,
         LEAST((nums.id + 1) * 13, end) AS end,
         Force.value AS value,
         nums.id * 13 AS w_begin, (nums.id + 1) * 13 AS w_end
  FROM Force, nums
  WHERE begin / 13 <= nums.id AND nums.id <= end / 13
);
```

The usage of the auxiliary table `nums` is not always necessary, since it can be generated on the fly with a function like `generate_series`. Alternatively, one can also simulate this join by user-defined functions.

Then, we are ready to define the view `AvgForceP` by grouping the rows of `D_force` according to their windows and computing the weighted average by means of the built-in aggregate function `SUM`:

```
CREATE VIEW AvgForceP AS (
  SELECT MIN(begin) AS begin, MAX(end) AS end,
         SUM(value * (end - begin)) / SUM(end - begin) AS value
  FROM D_force
  GROUP BY w_begin, w_end
);
```

Note that, in general, many aggregation functionals (such as *coalesce* in rule (6)) cannot be defined directly by means of built-in aggregate functions in SQL, and one needs to introduce user-defined aggregate functions (UDAFs) according to the SQL engine, e.g., Apache Spark¹ and MS SQL Server². With UDAFs, the *coalesce* operator can be implemented using, e.g., the standard algorithm [33].

¹ <https://spark.apache.org/docs/latest/api/java/org/apache/spark/sql/expressions/UserDefinedAggregateFunction.html>

² <https://docs.microsoft.com/en-us/sql/relational-databases/clr-integration-database-objects-user-defined-functions/clr-user-defined-aggregates>

7:12 Two-Dimensional Rule Language for Querying Sensor Log Data

Next, for the predicate `ForceDelta`, we introduce the view capturing rule (5):

```
CREATE VIEW ForceDelta AS (  
  SELECT a1.begin, a1.end, a2.value - a1.value AS value  
  FROM AvgForceP a1, AvgForceP a2  
  WHERE a1.end = a2.begin  
);
```

Other predicates in this simple drilling use case can be computed in a similar way. Eventually, the view `SimpleDrilling` will compute all instances of the predicate *SimpleDrilling*.

Finally, we consider the turbine use case. The major technical difference is the handling of windows. For rule (3), which does not have a discretisation predicate in the body, we can define time-based windows for each row relying on the range-based windows in the standard SQL query language. In this example, assuming that the data is provided in table `tb_power(ts, value)`, the time-based window can be defined as follows:

```
CREATE VIEW SmaPower AS (  
  SELECT LAG(ts,1) OVER (ORDER BY ts) AS begin,  
         ts AS end, AVG(value) OVER W AS avg  
  FROM tb_power  
  WINDOW W AS  
  (ORDER BY ts RANGE BETWEEN 5 PRECEDING AND 0 FOLLOWING)  
);
```

While the approach described above works for the aggregation functionals, built-in and discretisation predicates, and the rules involved in our use cases, we leave the general algorithm for non-recursive *DsID* OMQs to further investigation. (We conjecture that query answering for arbitrary *DsID* OMQs is undecidable.)

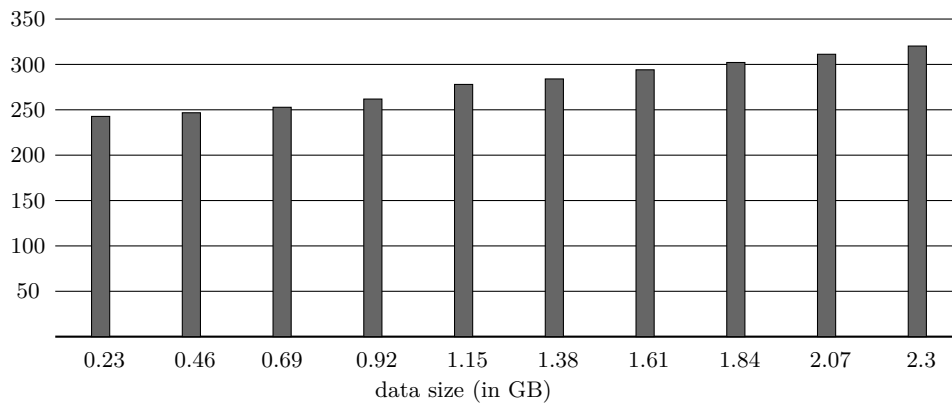
6 Evaluation

We evaluated the SQL translations of the *DsID* OMQs defined in our two use cases over large amounts of data. For the turbine use case, we have 4 days of power data in the form of (timestamp, value) pairs for one running turbine. We replicated this sample to imitate the data for one turbine over 10 different periods ranging from 32 to 320 months (from 0.23 GB to 2.3 GB). For the drilling use case, we collected 2.6 GB of real data from a manufacturing company. This data contains force and power measurements associated with timestamps from one drilling tool. We ran our experiments on an AWS server with an Intel Xeon Platinum-8175 processor having 8 logical cores at 2.5 GHz and 64 GB of RAM. The SQL queries were executed on Apache Spark 2.4.0.

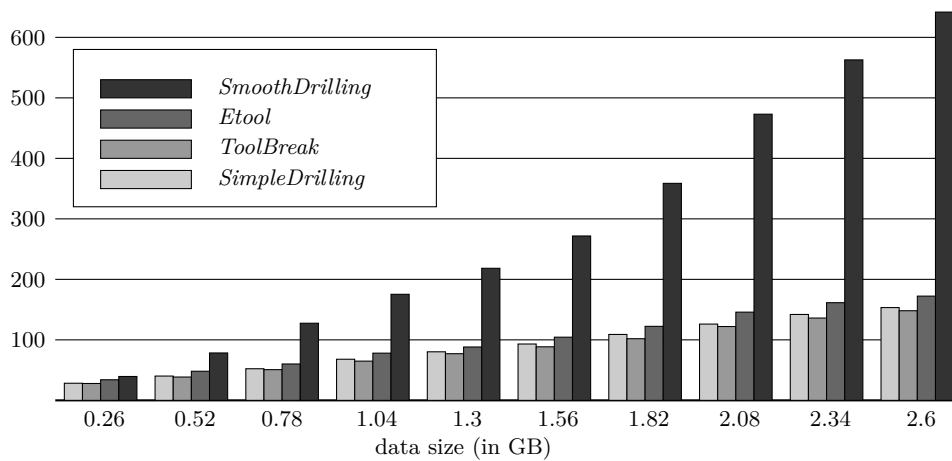
Figure 6 illustrates the execution times for the SQL translation of the active power trip OMQ in the turbine use case (Section 3), while Figure 7 shows the times for OMQs in the drilling use case (Section 4). Both sets of results from the two use cases show that the execution times scale linearly over monotonically increasing data. As expected, in the cases where we can benefit from discretisation predicates (as in the drilling use case *DsID* OMQs) the computation load reduces significantly. On the other hand, the active power trip program requires row by row windowing, and this leads to additional work load compared to the cases involving discretisation predicates.

7 Conclusion

As shown by the two use cases considered in this paper, engineers analysing the behaviour of industrial systems by detecting events in sensor log data are facing a challenging task of representing those events in terms of the existing query languages: the queries have complex structure with numerous complex subqueries. The OBDA paradigm would drastically simplify



■ **Figure 6** Running times (in seconds) of the active power trip OMQ.



■ **Figure 7** Running times (in seconds) for evaluation of the drilling OMQs.

the engineers' work if the events in question could be captured in ontologies rather than queries. Based on the use cases, we proposed a suitable OBDA ontology language *DslID*, featuring aggregate functionals, Allen's interval relations and various metric constructs. We showed that the non-recursive fragment of *DslID* is enough to capture the events in our cases and can be translated into sufficiently efficient SQL queries, which we tested on real-world data. We achieved good performance results with large amounts of data.

Encouraged by the satisfaction of the involved engineers, we are planning to do a proper user study to see how well the engineers can use this language. Further, an investigation of theoretical properties of the proposed language and optimisation techniques will be conducted.

References

- 1 J. F. Allen. Maintaining Knowledge about Temporal Intervals. *Commun. ACM*, 26(11):832–843, 1983. doi:10.1145/182.358434.
- 2 A. Artale, R. Kontchakov, A. Kovtunova, V. Ryzhikov, F. Wolter, and M. Zakharyashev. First-Order Rewritability of Temporal Ontology-Mediated Queries. In *Proc. of the 24th Int. Joint Conf. on Artificial Intelligence, IJCAI 2015*, pages 2706–2712. IJCAI/AAAI, 2015. URL: <http://ijcai.org/papers15/Abstracts/IJCAI15-383.html>.

- 3 F. Baader, S. Borgwardt, and M. Lippmann. Temporalizing Ontology-Based Data Access. In *Proc. of the 24th Int. Conf. on Automated Deduction, CADE-24*, volume 7898 of *LNCS*, pages 330–344. Springer, 2013. doi:10.1007/978-3-642-38574-2_23.
- 4 F. Baader and U. Sattler. Description logics with aggregates and concrete domains. *Inf. Syst.*, 28(8):979–1004, 2003. doi:10.1016/S0306-4379(03)00003-6.
- 5 S. Borgwardt, M. Lippmann, and V. Thost. Temporal Query Answering in the Description Logic DL-Lite. In *Proc. of the 9th Int. Symposium on Frontiers of Combining Systems, FroCoS'13*, volume 8152 of *LNCS*, pages 165–180. Springer, 2013. doi:10.1007/978-3-642-40885-4_11.
- 6 S. Brandt, E. G. Kalaycı, V. Ryzhikov, G. Xiao, and M. Zakharyashev. Querying Log Data with Metric Temporal Logic. *J. Artif. Intell. Res.*, 62:829–877, 2018. doi:10.1613/jair.1.11229.
- 7 D. Bresolin, A. Kurucz, E. Muñoz-Velasco, V. Ryzhikov, G. Sciavicco, and M. Zakharyashev. Horn Fragments of the Halpern-Shoham Interval Temporal Logic. *ACM Trans. Comput. Log.*, 18(3):22:1–22:39, 2017. doi:10.1145/3105909.
- 8 D. Calvanese, E. Kharlamov, W. Nutt, and C. Thorne. Aggregate queries over ontologies. In *Proc. of the 2nd Int. Workshop on Ontologies and Information Systems for the Semantic Web, ONISW 2008*, pages 97–104, 2008. doi:10.1145/1458484.1458500.
- 9 V. Gutiérrez-Basulto, J. C. Jung, and R. Kontchakov. Temporalized EL Ontologies for Accessing Temporal Data: Complexity of Atomic Queries. In *Proc. of the 25th Int. Joint Conf. on Artificial Intelligence, IJCAI 2016*, pages 1102–1108. IJCAI/AAAI, 2016. URL: <https://www.ijcai.org/Proceedings/16/Papers/160.pdf>.
- 10 V. Gutiérrez-Basulto and S. Klarman. Towards a Unifying Approach to Representing and Querying Temporal Data in Description Logics. In *Proc. of the 6th Int. Conf. on Web Reasoning and Rule Systems, RR 2012*, volume 7497 of *LNCS*, pages 90–105. Springer, 2012. doi:10.1007/978-3-642-33203-6_8.
- 11 M. Hacksteiner, F. Duer, D. Finkeldei, M. Obermair, and F. Bleicher. Monitoring of process power and energy during machining. In *Proc. of the 13th Int. Conf. on High Speed Machining*, 2016.
- 12 J. Halpern and Y. Shoham. A propositional modal logic of time intervals. *J. ACM*, 38(4):935–962, 1991. doi:10.1145/115234.115351.
- 13 L. Hella, L. Libkin, J. Nurmonen, and L. Wong. Logics with Aggregate Operators. In *Proc. of the 14th Annual IEEE Symposium on Logic in Computer Science, LICS 1999*, pages 35–44. IEEE Computer Society, 1999. doi:10.1109/LICS.1999.782583.
- 14 R. Hussein, A. Sadek, M. A. Elbestawi, and M. H. Attia. Low-frequency vibration-assisted drilling of hybrid CFRP/Ti6Al4V stacked material. *Int. J. Adv. Manuf. Technol.*, 98:2801–2817, 2018. doi:10.1007/s00170-018-2410-2.
- 15 E. G. Kalaycı, S. Brandt, D. Calvanese, V. Ryzhikov, G. Xiao, and M. Zakharyashev. Ontology-based Access to Temporal Data With Ontop: a Framework Proposal. *Int. J. Appl. Math. Comput. Sci.*, 29(1):17–30, 2019. doi:10.2478/amcs-2019-0002.
- 16 E. G. Kalaycı, G. Xiao, V. Ryzhikov, T. E. Kalaycı, and D. Calvanese. Ontop-temporal: A Tool for Ontology-based Query Answering over Temporal Data. In *Proc. of the 27th ACM Int. Conf. on Information and Knowledge Management, CIKM'18*, pages 1927–1930. ACM, 2018. doi:10.1145/3269206.3269230.
- 17 E. Kharlamov, T. Mailis, G. Mehdi, C. Neuenstadt, Ö. L. Özçep, M. Roshchin, N. Solomakhina, A. Soylyu, C. Svingos, S. Brandt, M. Giese, Y. E. Ioannidis, S. Lamparter, R. Möller, Y. Kotidis, and A. Waaler. Semantic access to streaming and static data at Siemens. *J. Web Semant.*, 44:54–74, 2017. doi:10.1016/j.websem.2017.02.001.
- 18 E. Kharlamov, G. Mehdi, O. Savkovic, G. Xiao, E. G. Kalaycı, and M. Roshchin. Semantically-enhanced rule-based diagnostics for industrial Internet of Things: The SDRL language and case study for Siemens trains and turbines. *J. Web Semant.*, 56:11–29, 2018. doi:10.1016/j.websem.2018.10.004.

- 19 S. Klarman and T. Meyer. Querying Temporal Databases via OWL 2 QL. In *Proc. of the 8th Int. Conf. on Web Reasoning and Rule Systems, RR 2014*, volume 8741 of *LNCS*, pages 92–107. Springer, 2014. doi:10.1007/978-3-319-11113-1_7.
- 20 R. Kontchakov, L. Pandolfo, L. Pulina, V. Ryzhikov, and M. Zakharyashev. Temporal and Spatial OBDA with Many-Dimensional Halpern-Shoham Logic. In *Proc. of the 25th Int. Joint Conf. on artificial Intelligence, IJCAI-16*, pages 1160–1166. IJCAI/AAAI, 2016. URL: <https://www.ijcai.org/Proceedings/16/Papers/168.pdf>.
- 21 E. V. Kostylev and J. L. Reutter. Complexity of answering counting aggregate queries over DL-Lite. *J. Web Semant.*, 33:94–111, 2015. doi:10.1016/j.websem.2015.05.003.
- 22 A. Kusiak. Smart Manufacturing. *Int. J. Prod. Res.*, 56(1–2):508–517, 2017. doi:10.1080/00207543.2017.1351644.
- 23 M. Lenzerini. Managing Data through the Lens of an Ontology. *AI Magazine*, 39(2):65–74, 2018. doi:10.1609/aimag.v39i2.2802.
- 24 O. Maler and D. Nickovic. Monitoring Temporal Properties of Continuous Signals. In *Proc. of Joint Int. Confs. on Formal Modeling and Analysis of Timed Systems, FORMATS 2004, and Formal Techniques in Real-Time and Fault-Tolerant Systems, FTRTFT 2004*, volume 3253 of *LNCS*, pages 152–166. Springer, 2004. doi:10.1007/978-3-540-30206-3_12.
- 25 Ö. L. Özçep and R. Möller. Ontology Based Data Access on Temporal and Streaming Data. In *The 10th Int. Summer School on Reasoning Web, RW 2014*, volume 8714 of *LNCS*, pages 279–312. Springer, 2014. doi:10.1007/978-3-319-10587-1_7.
- 26 A. Poggi, D. Lembo, D. Calvanese, G. De Giacomo, M. Lenzerini, and R. Rosati. Linking Data to Ontologies. *J. Data Semantics*, X:133–173, 2008. doi:10.1007/978-3-540-77688-8_5.
- 27 T. A. Runkler. Datenvorverarbeitung. In *Data Mining*, pages 21–34. Vieweg+Teubner, Wiesbaden, 2010. doi:10.1007/978-3-8348-9353-6.
- 28 A. Shkapsky, M. Yang, and C. Zaniolo. Optimizing recursive queries with monotonic aggregates in DeALS. In *Proc. of the 31st IEEE Int. Conf. on Data Engineering, ICDE 2015*, pages 867–878. IEEE Computer Society, 2015. doi:10.1109/ICDE.2015.7113340.
- 29 A. Soylu, E. Kharlamov, D. Zheleznyakov, E. Jiménez-Ruiz, M. Giese, M. G. Skjæveland, D. Hovland, R. Schlatte, S. Brandt, H. Lie, and I. Horrocks. OptiqueVQS: A visual query system over ontologies for industry. *Semantic Web*, 9(5):627–660, 2018. doi:10.3233/SW-180293.
- 30 K. D. Thoben, S. A. Wiesner, and T. Wuest. “Industrie 4.0” and Smart Manufacturing – A Review of Research Issues and Application Examples. *Int. J. Autom. Technol.*, 11:4–16, 2017. doi:10.20965/ijat.2017.p0004.
- 31 J. D. Ullman. *Principles of Database and Knowledge-Base Systems, Volume I*. Computer Science Press, 1988.
- 32 G. Xiao, D. Calvanese, R. Kontchakov, D. Lembo, A. Poggi, R. Rosati, and M. Zakharyashev. Ontology-Based Data Access: A Survey. In *Proc. of the 27th Int. Joint Conf. on Artificial Intelligence, IJCAI 2018*, pages 5511–5519. ijcai.org, 2018. doi:10.24963/ijcai.2018/777.
- 33 X. Zhou, F. Wang, and C. Zaniolo. Efficient Temporal Coalescing Query Support in Relational Database Systems. In *Proc. of the 17th Int. Conf. on Database and Expert Systems Applications, DEXA 2006*, volume 4080 of *LNCS*, pages 676–686. Springer, 2006. doi:10.1007/11827405_66.